



# Water Management Program



# Audit of the sustainability report (water indicator)

Declaración PE25/00000229, continúa

## ASSURANCE STATEMENT

**SGS del PERU S.A.C. REPORT ON SUSTAINABILITY ACTIVITIES IN THE  
“SUSTAINABILITY REPORT 2024” OF FERREYCORP S.A.A.**

**SGS**

Water consumption is audited annually by an independent third party (SGS). The performance of this indicator is evaluated in relation to previous years. This information allows reduction measures to be defined.

## SPECIFIED PERFORMANCE INFORMATION AND DISCLOSURES INCLUDED IN SCOPE

These are de specific KPIs taken in account in the “FERREYCORP SUSTAINABILITY REPORT 2023”

GRI 200 Economics (201-1; 203-1; 204-1; 205-1)

GRI 300 Environmentals (302-1; 303-3; 303-5; 305-1; 305-2; 305-3; 305-4; 305-5; 306-2; 306-3; 306-4; 306-5; 308-1)

GRI 400 Socials (401-1; 401-3; 403-1; 403-9; 404-1; 404-3; 405-1; 406-1; 417-1; 418-1).

Note that the Financial Indicators are taken from the Financial Statements audited by an independent third party.  
These Indicators are not reviewed by SGS.

## ASSURANCE METHODOLOGY

The assurance comprised a combination of pre-assurance research, interviews with relevant employees, strategic partners, documentation and records review and evaluation of the report for alignment with GRI protocols, the audit was performance remotely.

The procedures performed in a limited assurance engagement vary in nature and timing from, and are less in extent than for, a reasonable assurance engagement. Consequently, the level of assurance obtained in a limited assurance engagement is substantially lower than the assurance that would have been obtained had a reasonable assurance engagement been performed.

GRI 303-3

Water extraction

GRI 303-5

Water consumption



**Sustainability Report 2024**

Page 3

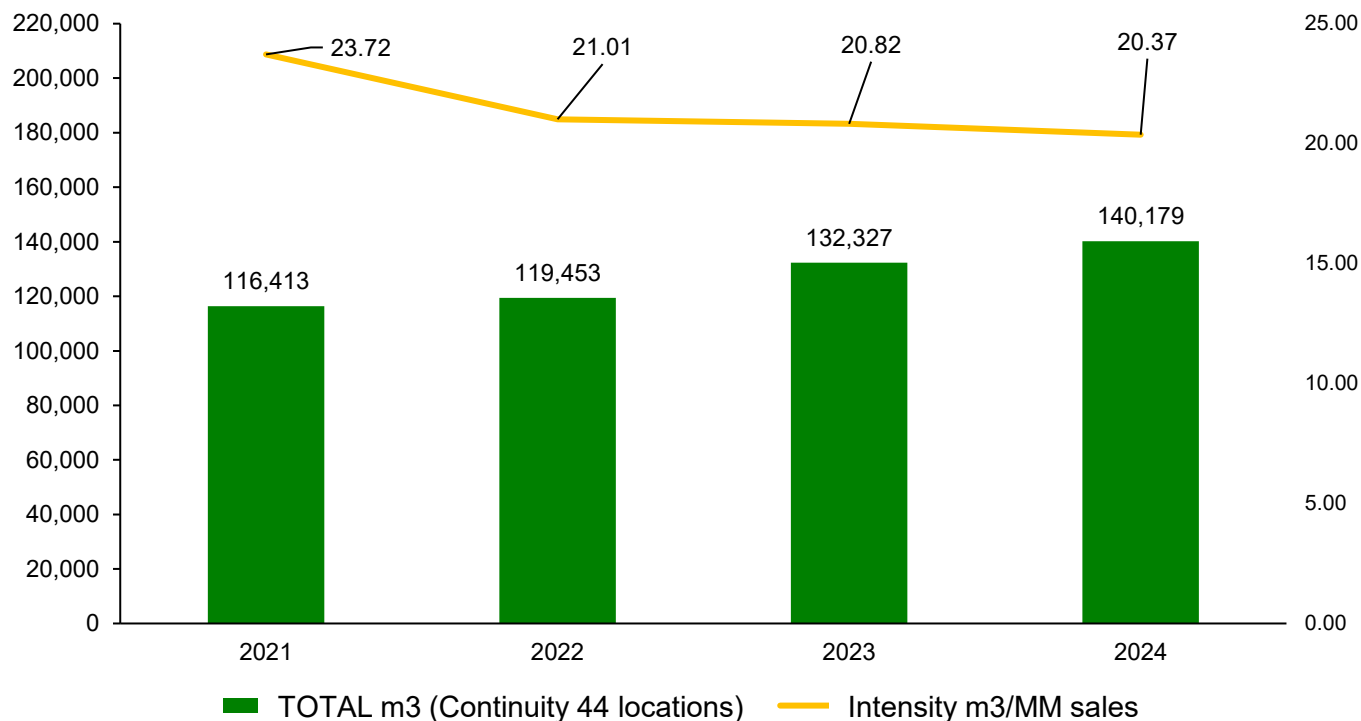


- **Evaluation of water use to identify opportunities for improvements in water efficiency**



# Evolution of water consumption (m3)

Graphic No. 12: Evolution of water use in m3 - Period 2021-2024



▲ Water consumption increased 5.9% compared to 2023

💧 Water intensity on a downward trend (yellow line)

✅ It demonstrates the effectiveness of the applied water efficiency practices.



[Sustainability Report 2024](#)

Page 101





# Evaluation of water use to identify opportunities for improvements in water efficiency



**Ecodatos** is a corporate platform where each subsidiary/company reports its resource consumption data, including electricity, gas, **water**, and waste. Within this system, each site is **classified based on its operational typology** (office, workshop, warehouse, or mining operation). This classification is instrumental in the strategic prioritization and execution of initiatives aimed at reducing water consumption.



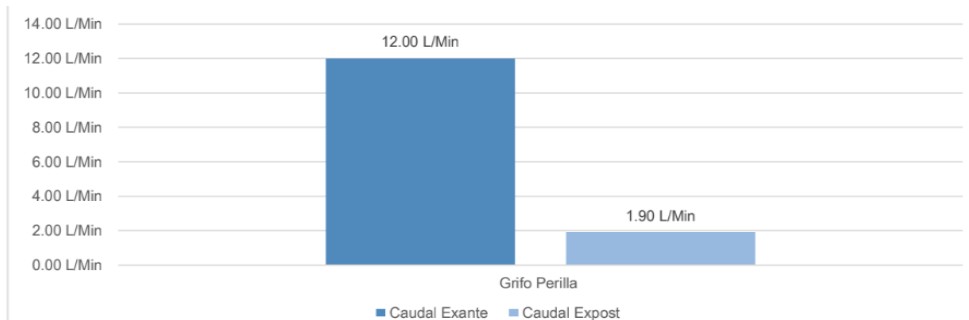
# Evaluation of water use to identify opportunities for improvements in water efficiency

In 2024, the Unimaq branches in Ate, Trujillo, Arequipa, and Cusco worked with a specialized company that carried out a [diagnostic to identify consumption points and opportunities for improvement \(baseline\)](#), in addition to implementing improvements with efficient faucets and regulators.

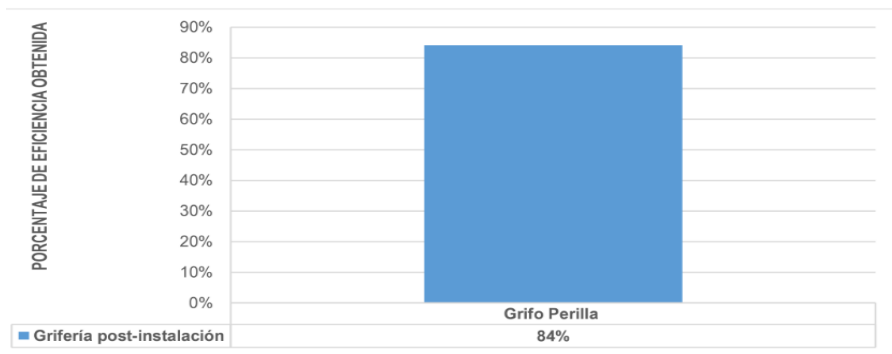
## The development of a Water Efficiency Baseline

### Unimaq Trujillo

Comparación de Caudales de Agua por Grifería

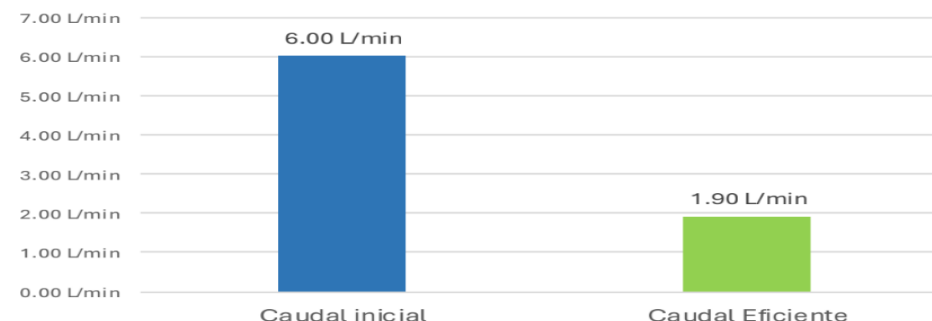


Eficiencia hídrica obtenida de los Caudales ecológicos de Agua por tipo de Grifería

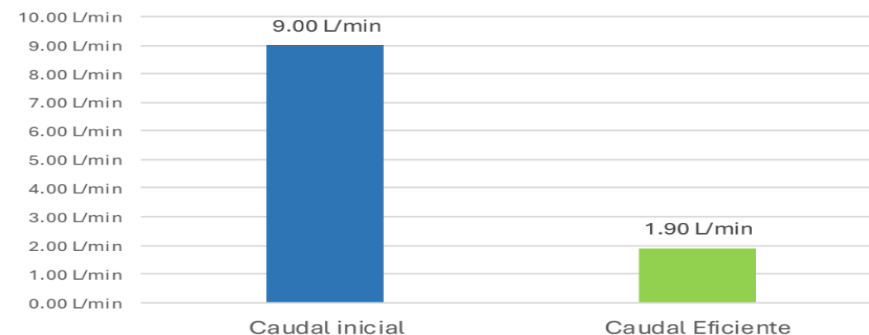


### Unimaq Ate

Comparación de Caudales de Agua por Grifería



Eficiencia hídrica obtenida de los Caudales ecológicos de Agua por tipo de Grifería





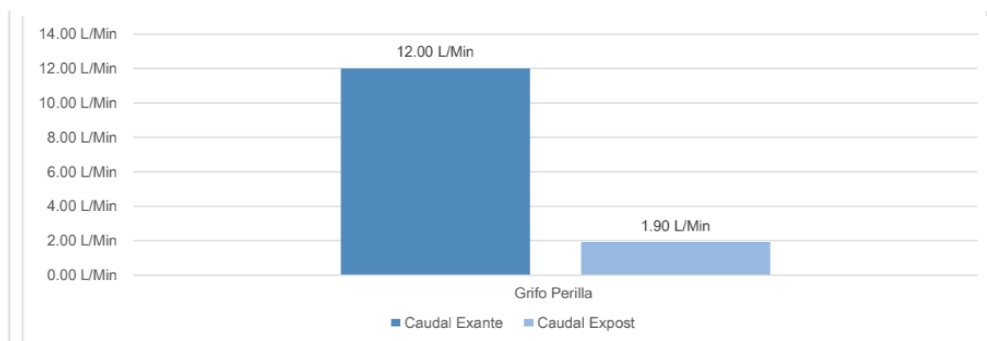
# Evaluation of water use to identify opportunities for improvements in water efficiency

In 2024, the Unimaq branches in Ate, Trujillo, Arequipa, and Cusco worked with a specialized company that carried out a [diagnostic to identify consumption points and opportunities for improvement \(baseline\)](#), in addition to implementing improvements with efficient faucets and regulators.

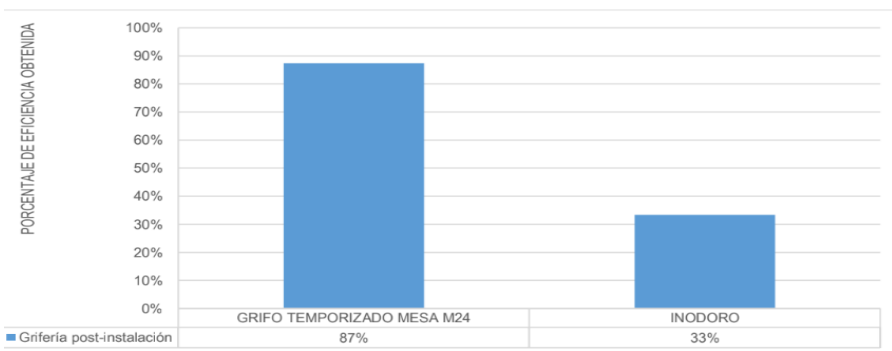
## The development of a Water Efficiency Baseline

### Unimaq Arequipa

Comparación de Caudales de Agua por Grifería

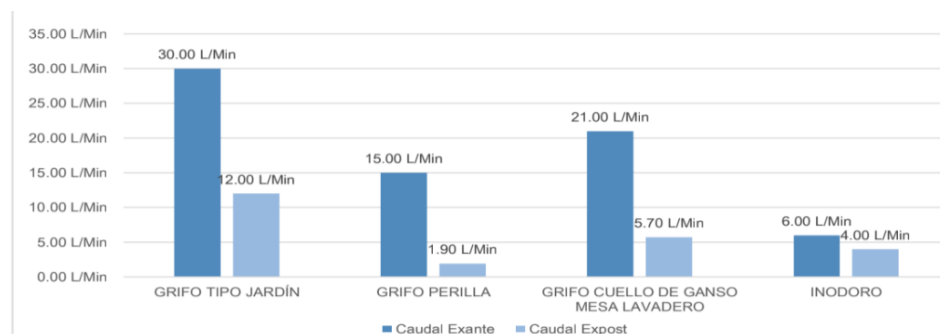


Eficiencia hídrica obtenida de los Caudales ecológicos de Agua por tipo de Grifería

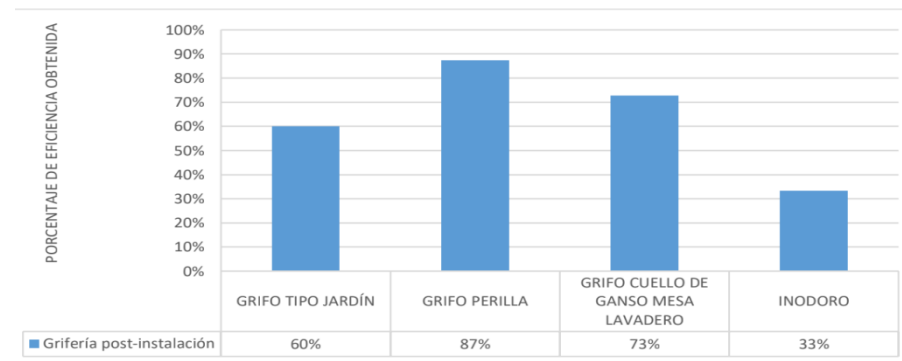


### Unimaq Cusco

Comparación de Caudales de Agua por Grifería



Eficiencia hídrica obtenida de los Caudales ecológicos de Agua por tipo de Grifería





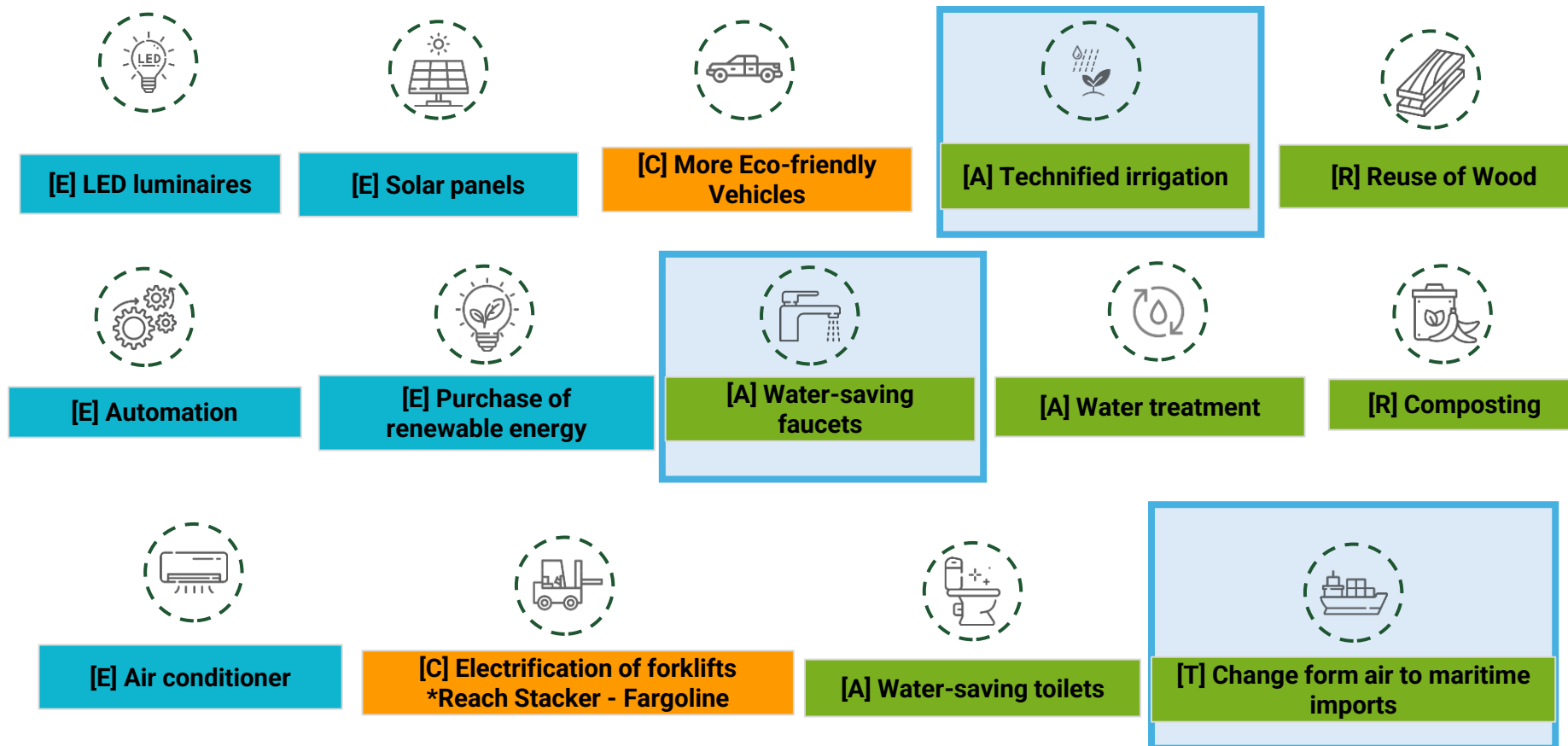
- **Actions to reduce water consumption**






Ferreycorp has contemplated actions planes to reduce the water consumption in its portfolio of measures to decarbonize by 2030.

## Portfolio of measures





# Actions plans to reduce water consumption



## WATER-SAVING FAUCETS

Reduce the potable water consumption in sanitary installations by the installation of faucets and flow regulators.

Indicador	Empresa	Sede	Proyecto	Año de implementación	Estado
Agua	Ferreycorp	Surco	Caños ahorradores	2024	Ejecutado
Agua	Ferreyros	Arequipa	Caños ahorradores	2024	Ejecutado
Agua	Ferreyros	Cusco	Caños ahorradores	2024	Ejecutado
Agua	Ferreyros	Surco	Caños ahorradores	2024	Ejecutado
Agua	Ferreyros	Huancayo	Caños e inodoros ahorradores	2024	Ejecutado
Agua	Orvisa	Tarapoto	Caños ahorradores	2024	Ejecutado
Agua	Orvisa	Pucallpa	Caños ahorradores	2024	Ejecutado
Agua	Soltrak	Callao	Caños ahorradores	2024	Ejecutado
Agua	Unimaq	Arequipa	Caños ahorradores	2024	Ejecutado
Agua	Unimaq	Cusco	Caños ahorradores	2024	Ejecutado
Agua	Unimaq	Ate	Caños ahorradores	2024	Ejecutado
Agua	Unimaq	Trujillo	Caños ahorradores	2024	Ejecutado



**Knob-handle faucet  
(conventional)**

**Discharge: 15.00 L/Min**



**Flow regulators**

**Discharge: 1.90 L/Min**







**CHANGE**



# Actions plans to reduce water consumption

## WATER-SAVING TOILETS INSTALLATION

During 2024, there were water-saving toilets installed in [5 sites nationwide](#).

Indicador 	Empresa 	Sede 	Proyecto 	Año de implementación 	Estado 
Agua	Ferreyros	Huancayo	Caños e inodoros ahorradores	2024	Ejecutado
Agua	Ferreyros	Cajamarca	Inodoros ahorradores	2024	Ejecutado
Agua	Unimaq	Arequipa	Inodoros ahorradores	2024	Ejecutado
Agua	Unimaq	Ate	Inodoros ahorradores	2024	Ejecutado
Agua	Unimaq	Cusco	Inodoros ahorradores	2024	Ejecutado



**Conventional**  
**Discharge: 6.00 L/Min**



**Tank saver**  
**Discharge: 4.00 L/Min**

**CHANGE**



# Actions plans to reduce water consumption

## TECHNIFIED IRRIGATION

With the target of efficient use in the irrigation of green areas, technified irrigation systems were implemented in 4 locations nationwide.

Indicador	Empresa	Sede	Proyecto	Año de implementación
Agua	Ferreycorp	Surco	Riego tecnificado	2024
Agua	Ferreyros	Cajamarca	Riego tecnificado	2024
Agua	Ferreyros	La Joya	Riego tecnificado	2024
Agua	Trex Chile	Santiago	Riego por goteo	2024

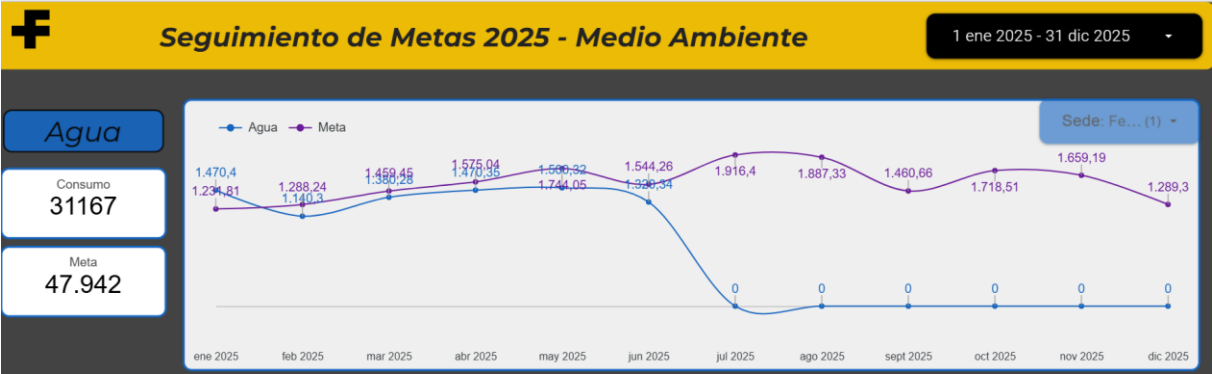


Technified irrigations in La Joya



# Actions plans to reduce water consumption

## Tracking of the reduction target



Additionally, the two main Ferreyros sites with the highest water consumption have been mapped, namely La Joya and Industrial, and reduction targets for 2025 have been established based on 2024 data.

## Programa ambiental con las actividades para lograr las metas de reducción

Codigo : F1- SIMA-SI-PR-018				Fecha de Aprobación : 20-10-18		Ajustados aquí según el modelo				Modelo					
						2,45%		100%		5,56%		100%		OCN	
						40%		1824%		6,56%		118%		Resultados	
TIPO DE PROGRAMA :		PROGRAMA DE MEDIO AMBIENTE 2025													
LUGAR :		LA JOYA				x: Valor que se debe colocar en									
<a href="https://docs.google.com/spreadsheets/d/5Q9Pw5d8_4782_4782_4782_4782/edit#gid=371763826">https://docs.google.com/spreadsheets/d/5Q9Pw5d8_4782_4782_4782_4782/edit#gid=371763826</a>															
ITEM		OBJETIVO GENERAL	METRICA	Mesa	ACE	OBJETIVO ESPECIFICO	INDICADOR	ENE	FEB	MAR	ABR	MAY	JUN	JUL	
OG 1	Indice de Sostenibilidad Ambiental 85%	% Reducción del consumo de agua de Sede La Joya	Ahorrar 990 m3	OEE	1. Asegurar el funcionamiento del sistema de refrigeración para camiones en el comedor de La Joya (marzo).	-5,00%	Programado				100,0%	100,0%	100,0%	100,0%	
							Ejecutado			86%	100%	100%	120%		
							Programado			100,0%	100,0%	100,0%	100,0%		
							Ejecutado			100%	0%	0%	120%		
							Programado			100,0%	100,0%	100,0%	100,0%		
							Ejecutado			100%	100%	100%	120%		
							Programado			100,0%	100,0%	100,0%	100,0%		
							Ejecutado			100%	100%	100%	120%		
							Programado			100,0%	100,0%	100,0%	100,0%		
							Ejecutado			100%	100%	100%	120%		
OG 2	% Reducción del consumo de electricidad de Sede La Joya	Ahorrar 203000 kWh	OEE	1. Operatividad de los paneles al 100% de su capacidad (diciembre).	-0,50%	Programado				100,0%	100,0%	100,0%	100,0%		
						Ejecutado									
						Programado				100%	0%	0%	120%		
						Ejecutado				100%	0%	0%	120%		
						Programado				100,0%	100,0%	100,0%	100,0%		
						Ejecutado				100%	100%	100%	120%		
						Programado				100,0%	100,0%	100,0%	100,0%		
						Ejecutado				100%	100%	100%	120%		
						Programado				100,0%	100,0%	100,0%	100,0%		
						Ejecutado				100%	100%	100%	120%		
OG 3	% Valorización de residuos de la Sede La Joya	Ref. cantidad valorizada Enero 2024 : 144.288,69 Kg Valorizar 173,37 Ton. Incremento Val. 10,39 Ton	OEE	1. Valorizar nuevos tipos de residuos 2. Mejorar la separación de RESIDUOS, las aproximaciones, seguridad 25,2 Ton de Respal No aprovechables 3. Reducir la generación de Residuos en el comedor 4. Evitar que se desperdicien en saladero 7,68 Ton	-2,45%	Programado				100,0%	100,0%	100,0%	100,0%		
						Ejecutado									
						Programado				100,0%	100,0%	100,0%	100,0%		
						Ejecutado				0%	0%	0%	0%		
						Programado				100,0%	100,0%	100,0%	100,0%		
						Ejecutado				100%	100%	100%	120%		
						Programado				100,0%	100,0%	100,0%	100,0%		
						Ejecutado				100%	100%	100%	120%		
						Programado				100,0%	100,0%	100,0%	100,0%		
						Ejecutado				100%	100%	100%	120%		
OG 4	% Reducción de residuos generados en la Sede La Joya (Respal y saladero)	Evitar que se desperdicien en saladero 7,68 Ton	OEE	1. Creación de cultura "Zero Waste" en personal propio y proveedores. 2. Reducción de la huella de agua tratada para el proceso de lavado externo 1	-1,00%	Programado				100,0%	100,0%	100,0%	100,0%		
						Ejecutado									
						Programado				100%	0%	0%	0%		
						Ejecutado				100%	0%	0%	0%		
						Programado				100,0%	100,0%	100,0%	100,0%		
						Ejecutado				100%	100%	100%	120%		
						Programado				100,0%	100,0%	100,0%	100,0%		
						Ejecutado				100%	100%	100%	120%		
						Programado				100,0%	100,0%	100,0%	100,0%		
						Ejecutado				100%	100%	100%	120%		
OG 5	% Reutilización de agua	Reutilizar el 5% del agua tratada de La Joya utilizada el 2023	OEE	1. Reducción de la huella de agua tratada para el proceso de lavado externo 1	990 m3	Programado				100,0%	100,0%	100,0%	100,0%		
						Ejecutado									
						Programado				100%	0%	0%	0%		
						Ejecutado				100%	0%	0%	0%		
						Programado				100,0%	100,0%	100,0%	100,0%		
						Ejecutado				100%	100%	100%	120%		
						Programado				100,0%	100,0%	100,0%	100,0%		
						Ejecutado				100%	100%	100%	120%		
						Programado				100,0%	100,0%	100,0%	100,0%		
						Ejecutado				100%	100%	100%	120%		
OG 6	% Participación en proyectos de sostenibilidad	1 proyecto	OEE	1. Ejecución de proyectos de sostenibilidad propios del cliente externo	Implementación del proyecto	Programado				100,0%	100,0%	100,0%	100,0%		
						Ejecutado									
						Programado				100%	0%	0%	0%		
						Ejecutado				100%	0%	0%	0%		
						Programado				100,0%	100,0%	100,0%	100,0%		
						Ejecutado				100%	100%	100%	120%		
						Programado				100,0%	100,0%	100,0%	100,0%		
						Ejecutado				100%	100%	100%	120%		
						Programado				100,0%	100,0%	100,0%	100,0%		
						Ejecutado				100%	100%	100%	120%		
OG 7	% Cumplimiento legal	100%	OEE	1. Sensibilización ambiental 2. Inspecciones ciudadanas e inspecciones en general 3. Cumplimiento de matriz legal 4. Reducción de emisiones asociadas a la importación de productos (papas y papitas)	Inspección de cumplimiento legal realizada Inspección de matriz ambiental realizada Registros de asistencia a charlas	Programado				100,0%	100,0%	100,0%	100,0%		
						Ejecutado									
						Programado				100%	0%	0%	0%		
						Ejecutado				100%	0%	0%	0%		
						Programado				100,0%	100,0%	100,0%	100,0%		
						Ejecutado				100%	100%	100%	120%		
						Programado				100,0%	100,0%	100,0%	100,0%		
						Ejecutado				100%	100%	100%	120%		
						Programado				100,0%	100,0%	100,0%	100,0%		
						Ejecutado				100%	100%	100%	120%		
OG 8	Reducción de la huella de carbono	%Reducción de la huella de carbono	>=2% de reducción	OEE	1. Reducción de emisiones asociadas a la importación de productos (papas e papitas)	%Emisiones de H2C de Plataforma Ecológica de Ferreyros	Programado				100,0%	100,0%	100,0%	100,0%	
							Ejecutado								
							Programado				100%	0%	0%	0%	
							Ejecutado				100%	0%	0%	0%	
							Programado				100,0%	100,0%	100,0%	100,0%	
							Ejecutado				100%	100%	100%	120%	
							Programado				100,0%	100,0%	100,0%	100,0%	
							Ejecutado				100%	100%	100%	120%	
							Programado				100,0%	100,0%	100,0%	100,0%	
							Ejecutado				100%	100%	100%	120%	



- **Action plans for improving wastewater quality**





## Action plans for improving wastewater quality

Over time, Ferreyros has implemented improvement in its wastewater treatment plants.

### Improvement timeline

Domestic  
wastewater  
treatment plant  
(DWTP)

- ✓ Sieve
- ✓ Multimedia filters

- ✓ Blower

- ✓ Diffuser grilles
- ✓ Skimmer

	May		October		November		December		January		February	
Parameters	Domestic	Industrial	Domestic	Industrial	Domestic	Industrial	Domestic	Industrial	Domestic	Industrial	Domestic	Industrial
% Quality	40%	37%	67%	61%	74%	63%	64%	50%	75%	87%	97%	100%

Industrial  
wastewater  
treatment plant  
(DWTP)

- ✓ Blower
- ✓ Carriers
- ✓ Biodigestive enzymes
- ✓ Diffuser grilles
- ✓ MBR-Ozono tanks



- **Implementation of water recycling**



# Implementation of water recycling

In the case of the Cajamarca and La Joya branches of Ferreyros, treated domestic water is reused for the irrigation of green areas.



Wastewater treatment plant -  
Cajamarca



Treated water tank



Treated water outlet through a  
faucet

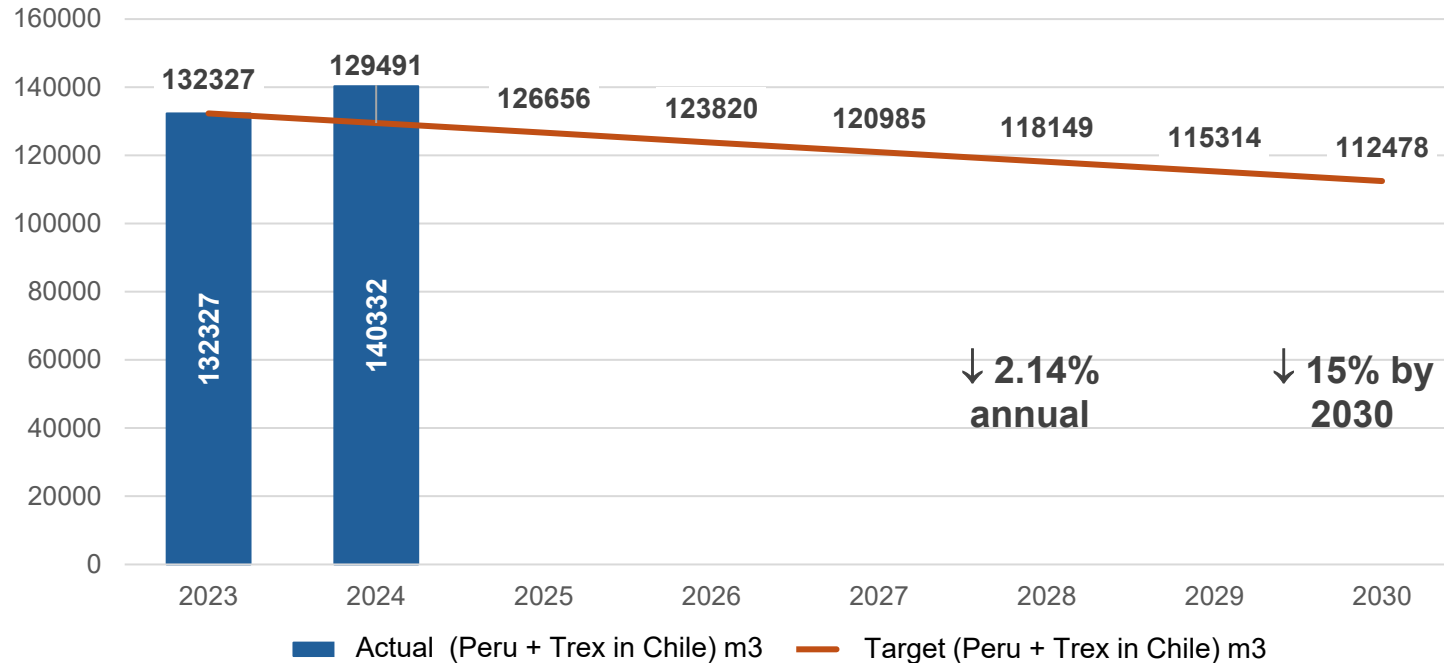


- **Quantitative targets for reducing water consumption**



# Water consumption reduction targets by 2030

## Ferreycorp Corporation: Peru and Trex in Chile (46 sites)



Our objective is to reduce water consumption by 15% (m<sup>3</sup>) compared to the 2023 baseline year.



These objectives and targets have been approved by the General Meeting of Shareholders.

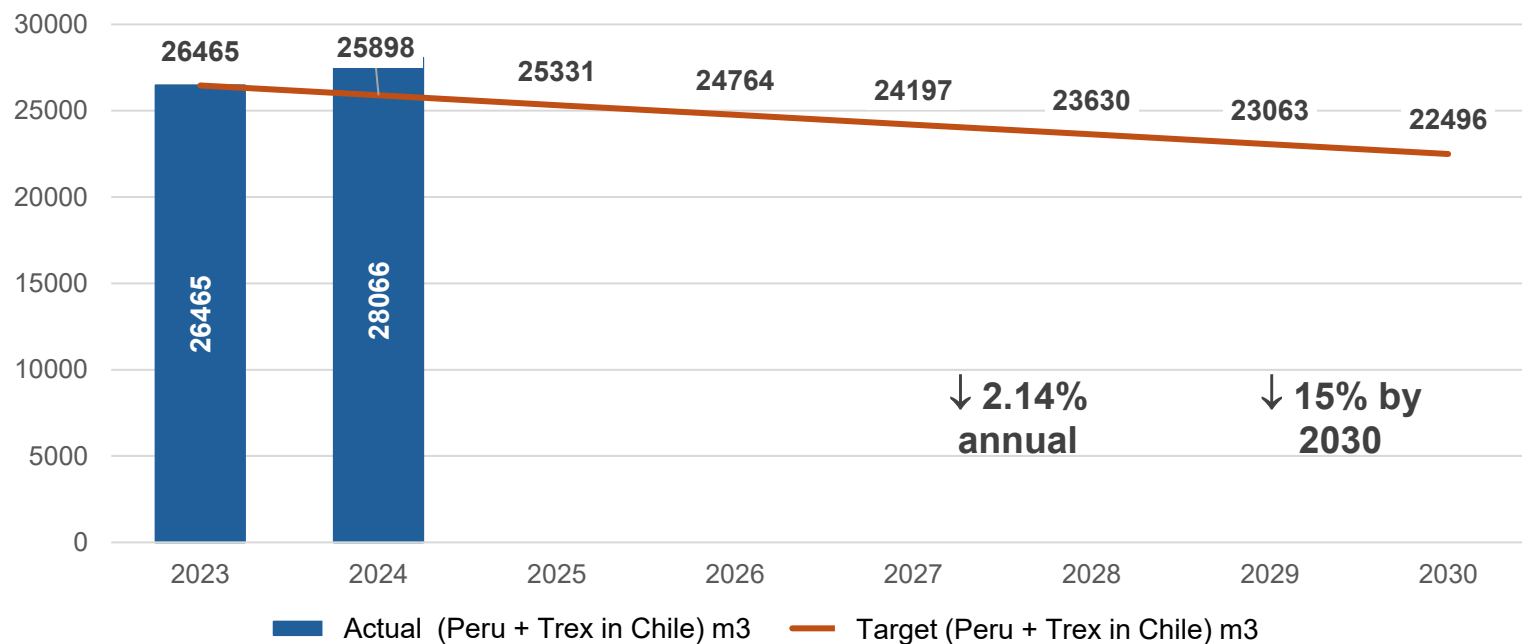
The data is aligned with the GRI 303 – 3 (2018) methodology.



# Water consumption reduction targets by 2030

**Consumption = Withdrawal - Discharge**

## Ferreycorp Corporation: Peru and Trex in Chile (46 sites)



Our objective is to reduce water consumption by 15% (m³) compared to the 2023 baseline year.



This objective refers to net water consumption, defined as (withdrawal - discharge). The adjustment was made in comparison to previous years due to the GRI 303-5 (2018) standard.

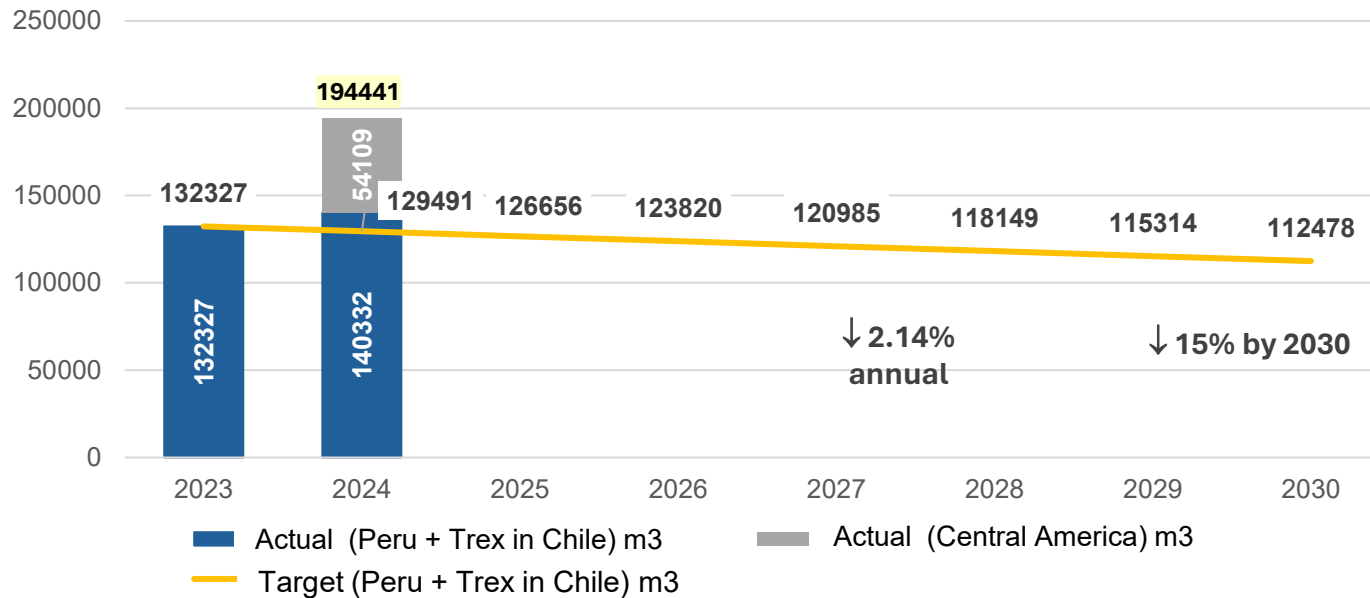
These objectives and targets have been approved by the General Meeting of Shareholders.





# Water consumption reduction targets by 2030

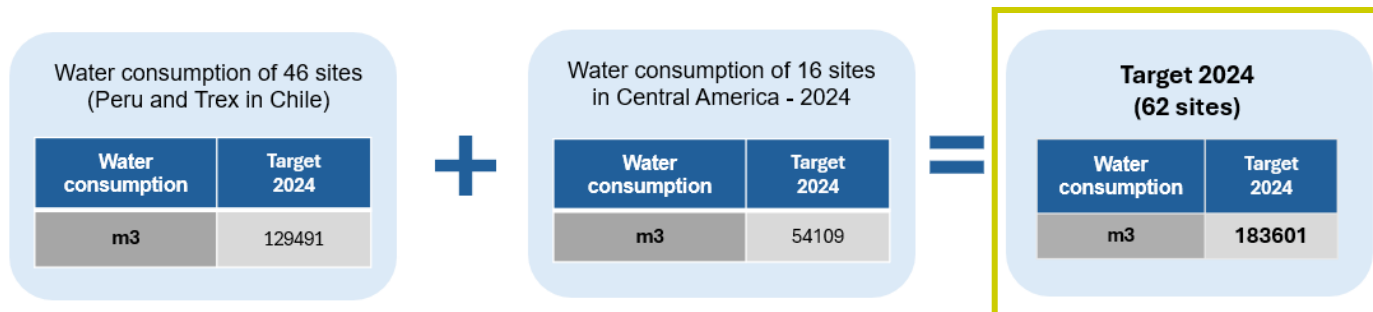
## Ferreycorp Corporation: Peru, Trex in Chile, and Central America (62 sites)



Our objective is to reduce water consumption (m³) by 15%, with 2023 as the baseline year. This applies to the companies in Peru and Trex in Chile.

In 2024, for the first time, water consumption in Central America was measured. Therefore, its results are presented in the chart along with the actual consumption from Peru and Chile for that same year. The Central America consumption is shown in gray, while the consumption for Peru and Trex in Chile is shown in blue.

The total consumption for Central America, Peru, and Chile combined amounted to 194441 m³ in 2024.



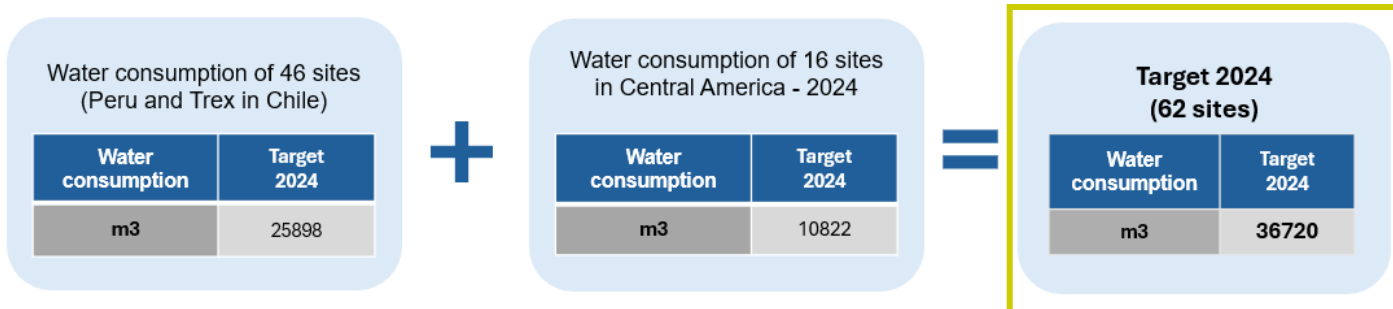
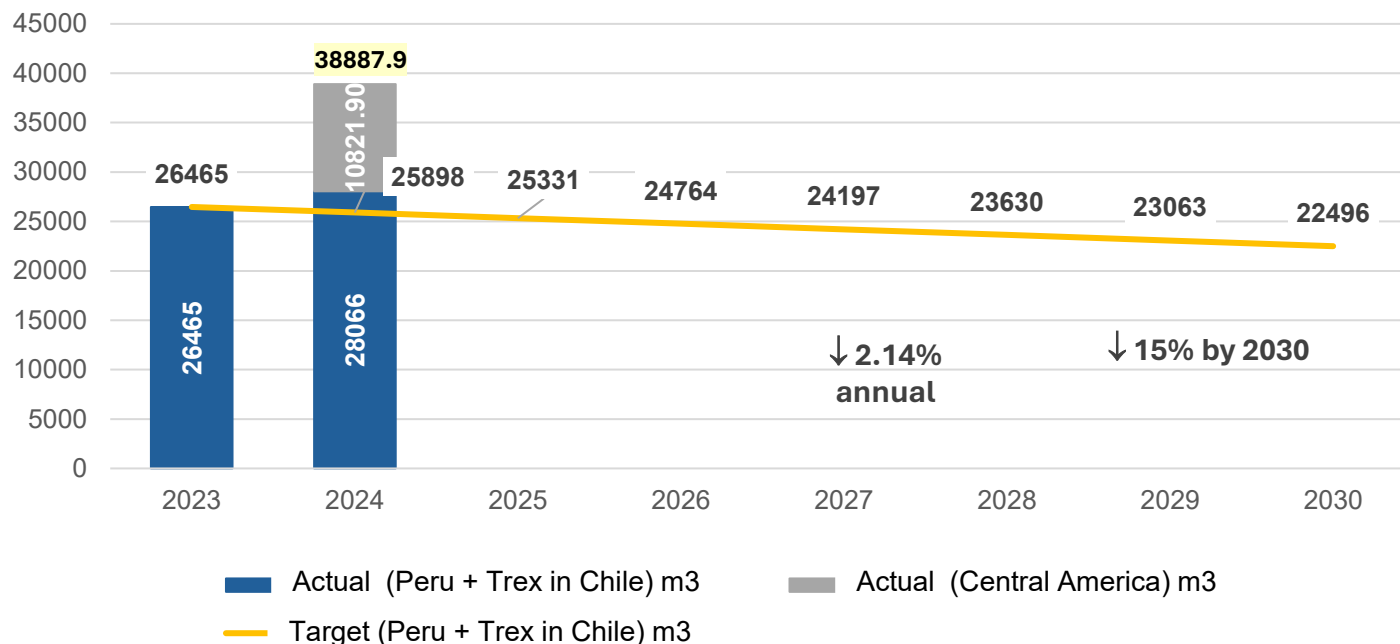
The data is aligned with the GRI 303 – 3 (2018) methodology.



# Water consumption reduction targets by 2030

**Consumption = Withdrawal - Discharge**

**Ferreycorp Corporation: Peru, Trex in Chile, and Central America (62 sites)**



Our objective is to reduce water consumption (m³) by 15%, with 2023 as the baseline year.

This applies to the companies in Peru and Trex in Chile.

In 2024, for the first time, water consumption in Central America was measured. Therefore, its results are presented in the chart along with the actual consumption from Peru and Chile for that same year. The Central America consumption is shown in gray, while the consumption for Peru and Trex in Chile is shown in blue.

The total consumption for Central America, Peru, and Chile combined amounted to 38887.9 m³ in 2024.



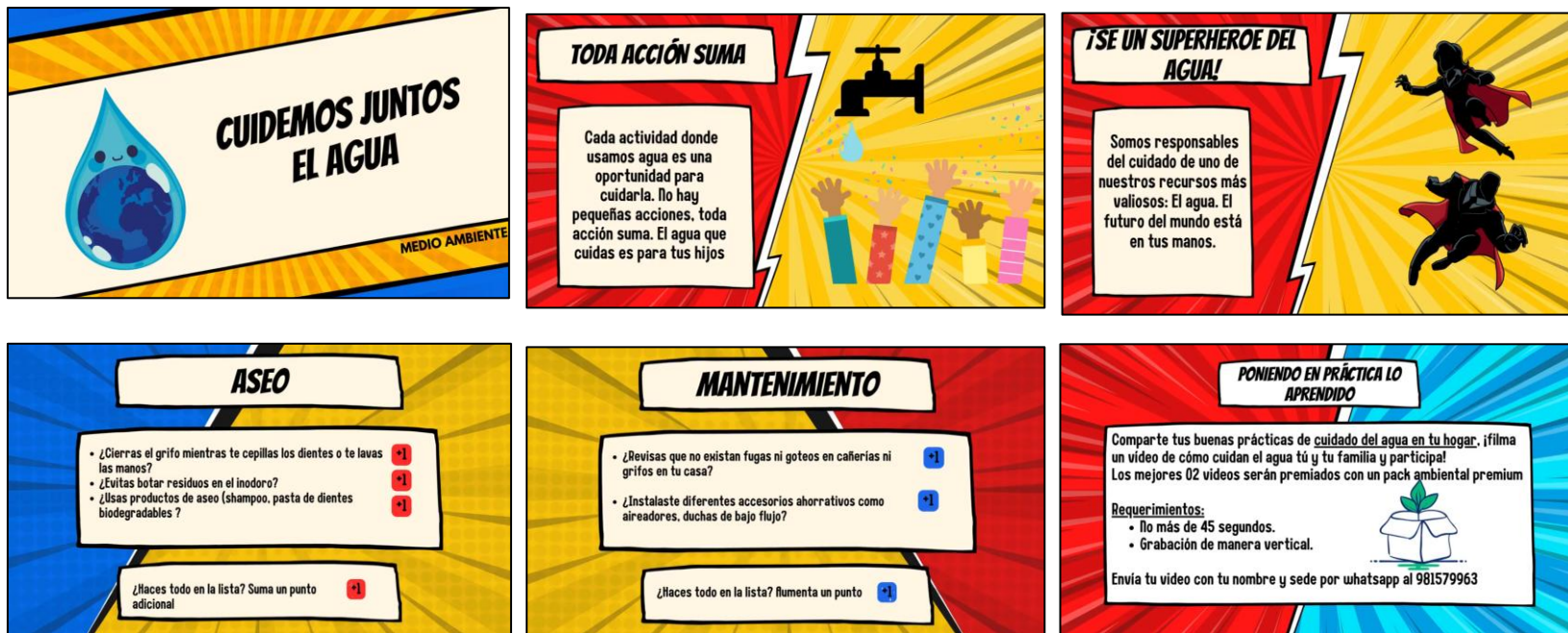
This objective refers to net water consumption, defined as (withdrawal - discharge). The adjustment was made in comparison to previous years due to the GRI 303-5 (2018) standard.



- **Training and awareness provided to employees on water conservation and efficient use**



# Training for employees on water efficiency management



In January 2024, the company Ferreyros held the virtual course "Water Conservation" for its employees, which defined the importance of this resource and provided guidelines on how to use it efficiently. Finally, it invited employees to take a quiz to discover what kind of water superhero they are.



# Training for employees on water efficiency management



In March 2024, the company Ferreyros held the virtual course “World Water Day” for its employees, with the aim of highlighting the conservation of this important resource through certain practices and raising awareness about the water stress that Peru is currently facing.





# Training for employees on water efficiency management

## Tipos de ahorro de agua



MEDIO AMBIENTE

### Tip 1

Colocar una tapa al condensador del aire acondicionado y redireccionar el agua condensada hacia una maceta con una planta.



### Importancia del ahorro del agua

El agua es un recurso preciado y finito, usémosla de manera moderada.

### Tip 2

Usar un vaso con agua para enjuagar la boca al cepillarnos los dientes.



### Tip 3

No vertir productos peligrosos al caño.



### Tip 5

No echar papeles al inodoro.



In July 2024, the company Ferreyros held the virtual course "Water Saving Tips" for its employees, with the objective of providing basic recommendations for the conservation of this important resource.





# Training for employees on water efficiency management

## TIPS DE CUIDADO DEL AGUA

MEDIO AMBIENTE

## Sistemas de reducción de agua

### 1. Reguladores de caudal

Se utiliza para controlar y ajustar el flujo de un fluido. Mantiene un caudal constante, independientemente de las variaciones de presión o caudal.

### 3. Sistemas de riego por goteo

A comparación de los aspersores, el sistema de riego por goteo consume menos agua ya que al momento del regado este es directo a la tierra y es aprovechado al máximo por la planta.

### 2. Aspersores

Los aspersores ayudan a controlar la cantidad de agua utilizada en el riego, disminuyendo el desperdicio del recurso. Lo malo es que puede tener zonas que no alcance a tener el adecuado riego a comparación de otras áreas.

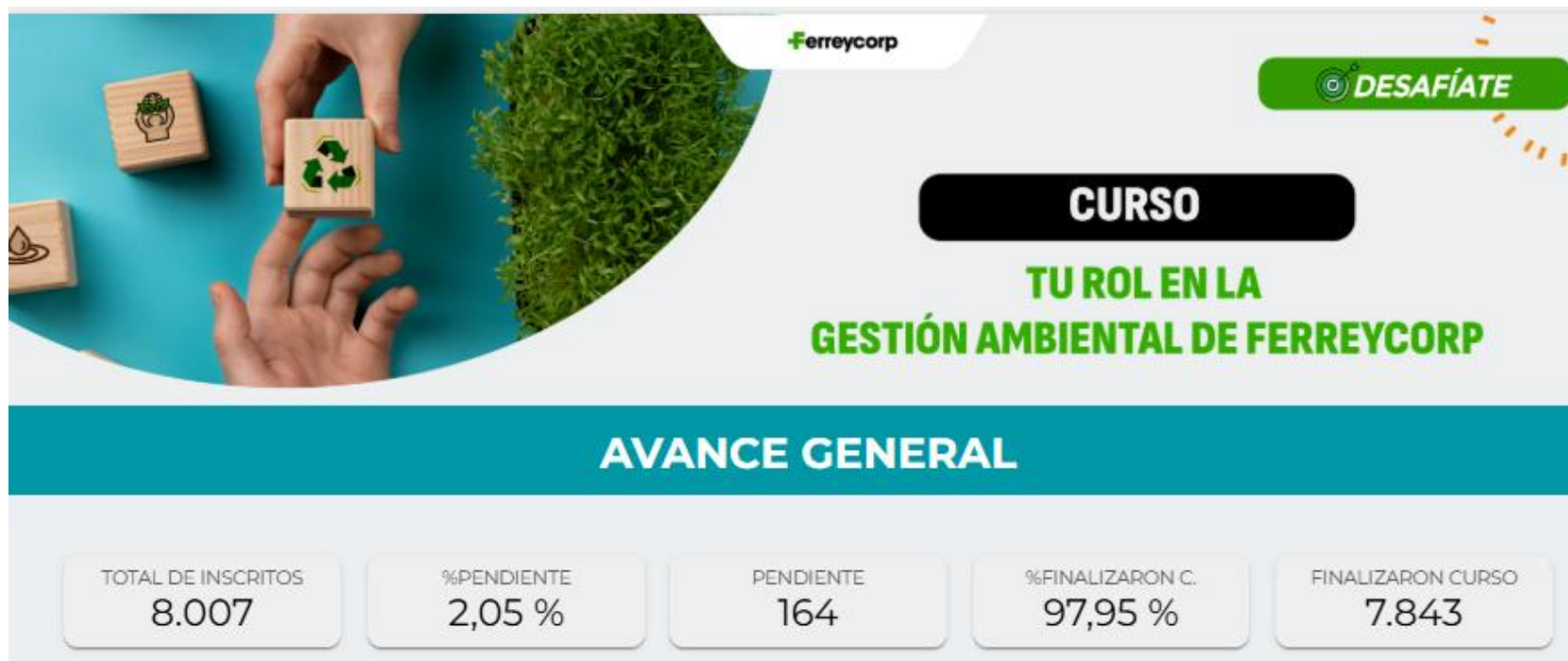
### 5. Inodoro ahorrador

Los inodoros ahorradores consumen menos litros por cada uso (aproximadamente entre 5 a 8 litros menos que un inodoro convencional). Ahorrando gran cantidad de volumen de agua mensualmente.

In November 2024, the company Ferreyros held the virtual course "Water Conservation Tips" for its employees, which presented the existing water reduction systems.



# Corporate training for employees to raise awareness of water consumption reduction



In 2025, the virtual course "Your Role in Ferreycorp's Environmental Management" was offered company-wide.

The course included the following topics:

- Environmental strategy
- Corporate environmental policy
- 2030 reduction objectives
- Specific measures for different roles regarding climate, energy and emissions, **water** and effluent management, waste and materials management and product sustainability

A total of **7,843 people** were trained and passed the course, achieving a **97.95% completion rate**.



# Corporate training for employees to raise awareness of water consumption reduction

